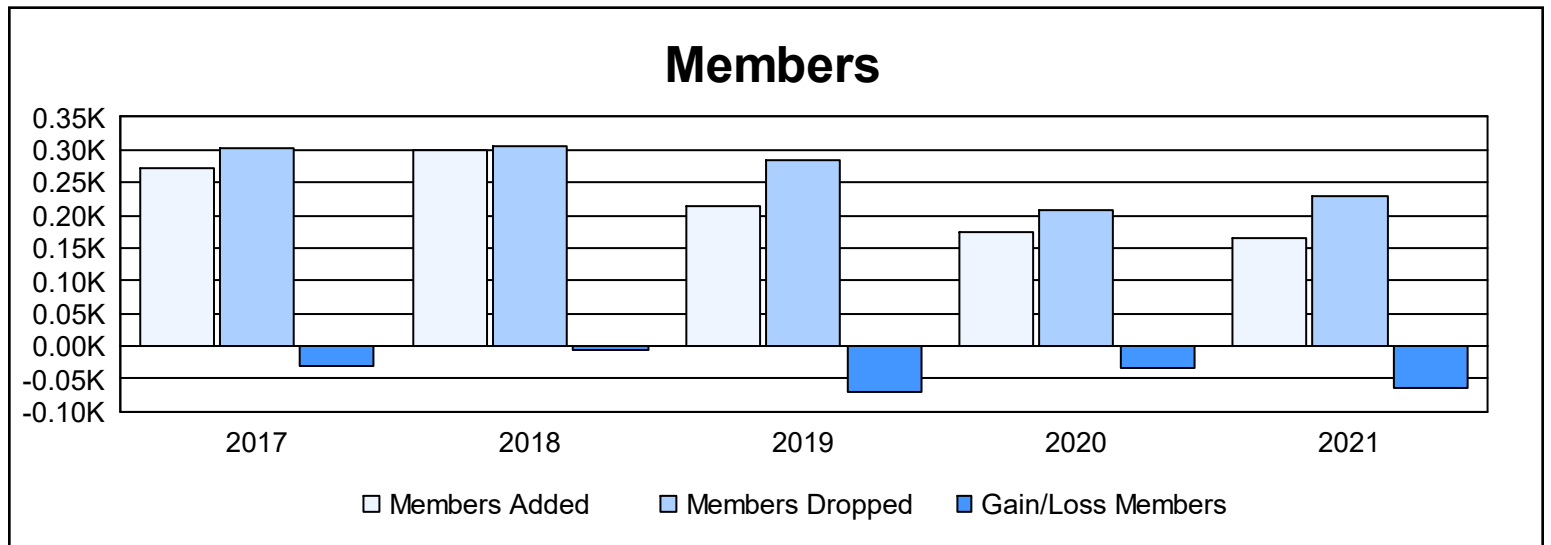
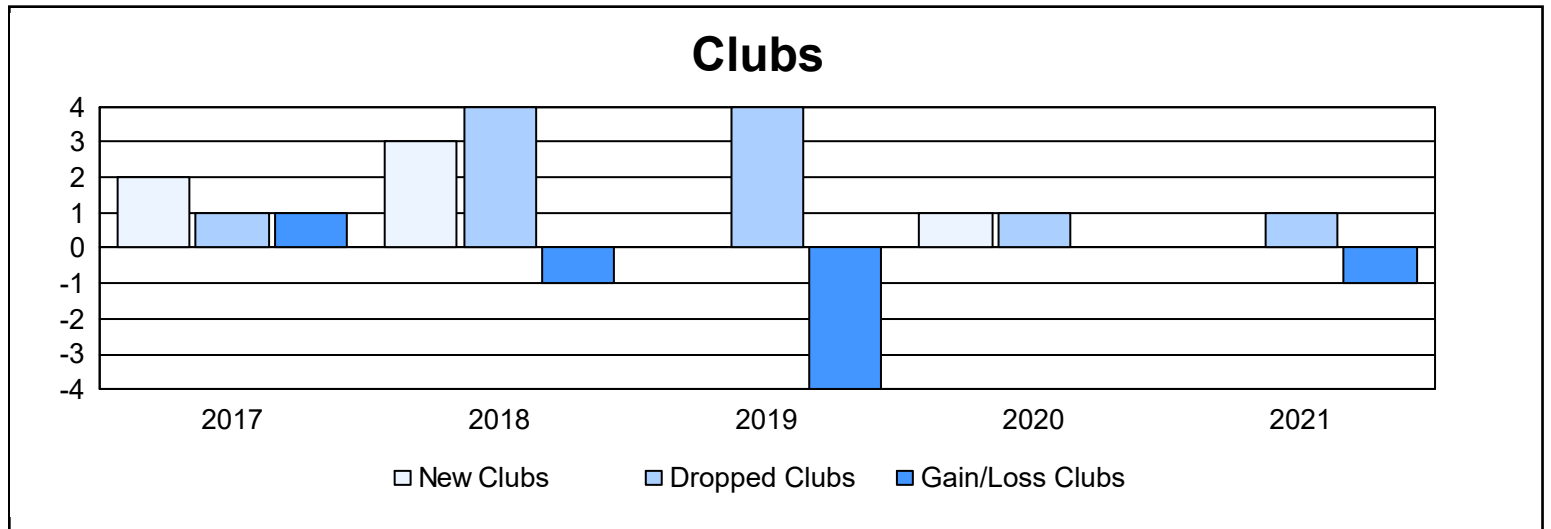
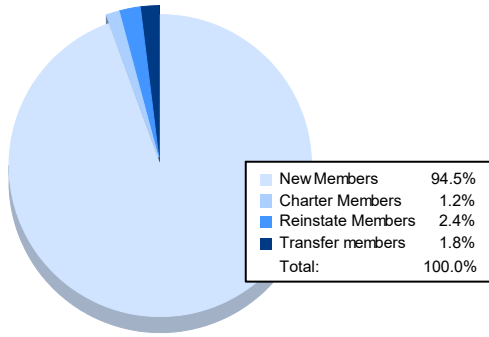


Year	New Clubs	Dropped Clubs	Gain/ Loss Clubs	New Members	Charter Members	Reinstate Members	Transfer Members	Total Member Added	Total Members Dropped	Gain/ Loss Members
2016-2017	2	1	1	206	50	10	6	272	301	-29
2017-2018	3	4	-1	199	87	5	9	300	307	-7
2018-2019	0	4	-4	188	0	9	16	213	284	-71
2019-2020	1	1	0	140	20	5	10	175	208	-33
2020-2021	0	1	-1	156	2	4	3	165	228	-63
<b>Average</b>	<b>1</b>	<b>2</b>	<b>-1</b>	<b>178</b>	<b>32</b>	<b>7</b>	<b>9</b>	<b>225</b>	<b>266</b>	<b>-41</b>



### Membership Composition June 2021 Cumulative



### Gender Composition June 2021 Cumulative

